






# Cartridges and Customised Products







# Cartridges



## Polymer Cartridges

### Compressed Air

**3100**  
Carstick®  
Page 2-8



**3086**  
Quick Fitting  
Page 2-8



**3089**  
Quick Fitting  
Page 2-8



**3082**  
Quick Fitting  
Page 2-8



**3081**  
Quick Fitting  
Page 2-9



**3088**  
Quick Fitting  
Page 2-9



**3100 - Inch**  
Carstick®  
Page 2-8



### Fluids and Gases

**6300**  
Carstick® LIQUIfit®  
Page 2-10



**6300 - Inch**  
Carstick® LIQUIfit®  
Page 2-10



## Metal Cartridges

### Fluids and Gases

**3600**  
Page 2-13



**3800**  
**3900**  
Page 2-13




**TL**  
Page 2-13



**TLT**  
Disconnection  
Tool  
Page 2-13





# Polymer Cartridges: LF 3000® and LIQUIfit® Carstick®, Quick Fitting

Parker Legris has developed the range of patented **Carstick®** cartridges guaranteeing **the integrity of the sealing system** before and after assembly in non-threaded cavities. The **compact design** of the one-piece Carstick® cartridge enables **automation** of your manufacturing process and improves the **reliability** of your system.

## Product Advantages

- Time-Saving**
  - No thread to be machined for inserting the fitting into its cavity
  - Seal pre-assembled, greased and protected
  - Self-centring of the cartridge in the cavity
  - Product protected against contamination, from manufacture to installation
  - Possible to have several diameters of tube in the same cavity (Quick Fitting)
- Proven Technology**
  - Technical performances of the LF 3000®
  - Push-in connection
  - Full flow
  - Optimum flow at pressure and vacuum
  - LIQUIfit® Carstick® compatible with drinking water and food fluids
- Automated Installation**
  - Ensures that the product will be correctly assembled
  - Connection fully integrated in the cavity
  - Carstick® packaging designed for an automatic assembly process

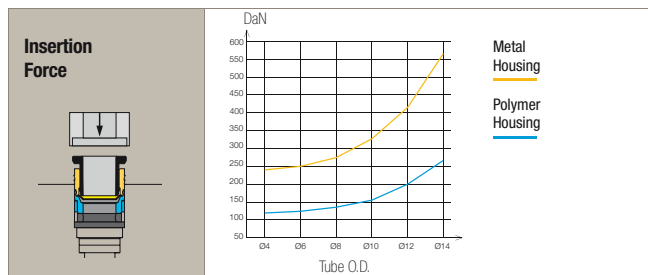


- Applications**
- Robotics
  - Automotive Process
  - Pneumatics
  - Semi-Conductors
  - Water & Beverage
  - Packaging
  - Vacuum


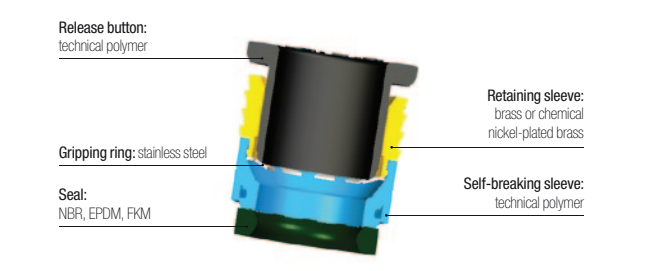
## Technical Characteristics

|                            | LF 3000® Carstick® and Quick Fitting | LIQUIfit® Carstick®      |
|----------------------------|--------------------------------------|--------------------------|
| <b>Compatible Fluids</b>   | Compressed air                       | Food fluids, inert gases |
| <b>Working Pressure</b>    | Vacuum to 20 bar                     | Vacuum to 16 bar*        |
| <b>Working Temperature</b> | -20°C to +80°C                       | -10°C to +95°C*          |

Reliable performance is dependent upon the type of fluid conveyed, component materials and tubing being used. Guaranteed for use with a vacuum of 755 mm Hg (99% vacuum). \*The pressure / temperature information is shown in Chapter 1, in the "LIQUIfit®" section.



### Component Materials



**Silicone-free**

### Regulations

**LF 3000® Carstick® and Quick Fitting**  
 ISO 14743: Pneumatic fluid power, push-in fittings for thermoplastic tubes  
 DI: 2002/95/CE (RoHS), 2011/65/CE  
 DI: 97/23/CE (PED)


**LIQUIfit® Carstick®**  
 RG: 1935/2004/CE  
 FDA: 21 CFR 177.1550  
 NSF 51 to 95°C  
 ACS  
 DM 174 (Italy)

DI: 2002/95/CE (RoHS), 2011/65/CE  
 DI: 97/23/CE (PED)  
 WRAS  
 NSF/ANSI 61 - C HOT  
 KTW: cartridges on request


# Assembly Options

Cartridge solutions quickly pay for themselves when they enable production to be rationalised:

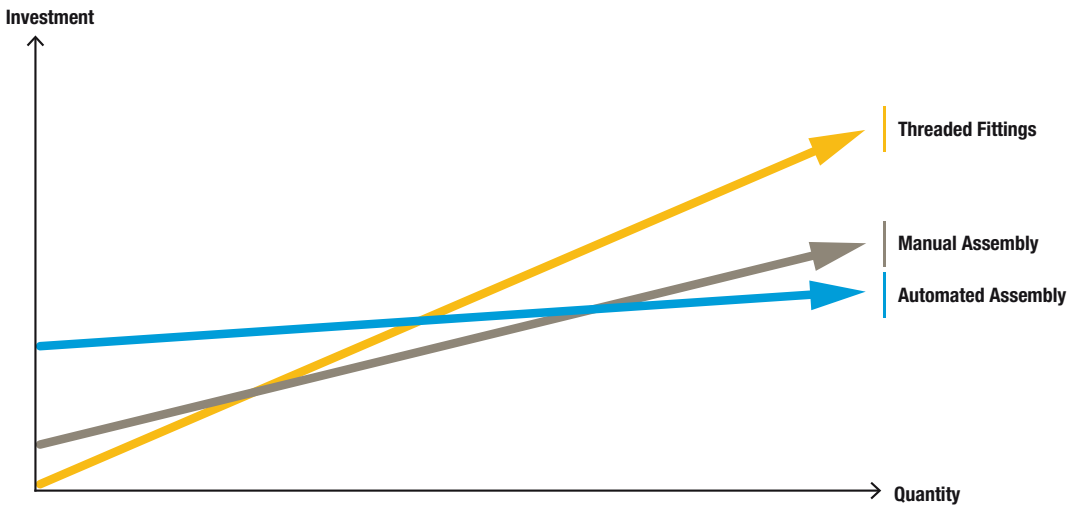
**Threaded Fittings**  
**For small quantities or non-standard assembly operations:**  
 The threaded solution remains the most advantageous.



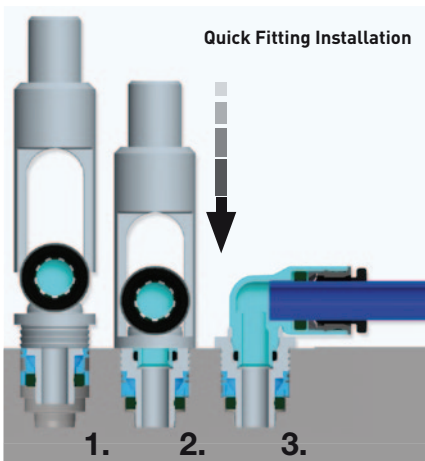
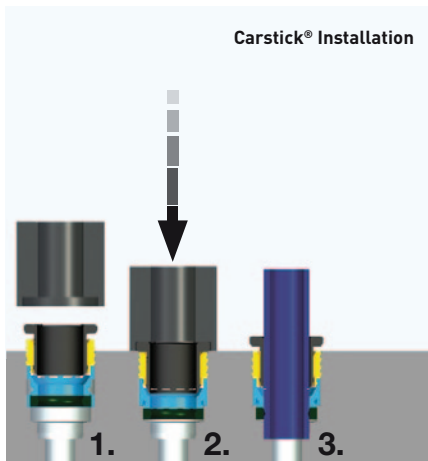
**Carstick®: Manual Assembly**  
**For medium quantities:**  
 Assembly by manually-operated press offers the most economic solution.




**Carstick®: Automated Assembly**  
**For repetitive operations and large quantities:**  
 Investment in an automated manufacturing solution is quickly recovered, providing significant long-term savings.



## Installation



1. Self-centering of the cartridge in the cavity.
2. The seal protection is broken. The seal slides into the cavity. The cartridge is in place.





3. Tube connection.

**Assembly tool:**  
 For details on the assembly tool, please contact us.




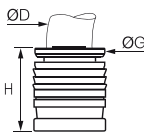

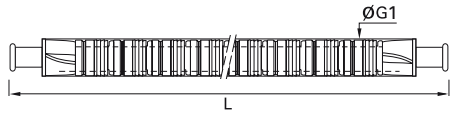
**Assembly tool:**  
 For details on the assembly tool, please contact us.






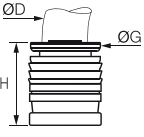

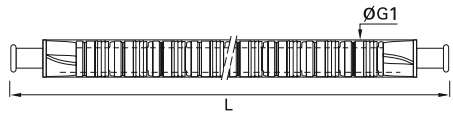
# Polymer Cartridges for Compressed Air

## 3100 Carstick® Cartridge


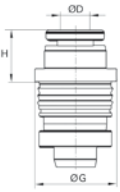

|   |   |   |  |
|---|---|---|--|
|  | Brass, NBR<br> | <b>ØD</b>  | <b>G</b> <b>G1</b> <b>H</b> <b>L</b> <b>kg</b> |
|   |   | 4 <a href="#">3100 04 00</a>  | 8 11 10 554 0.001                              |
|   |   | 6 <a href="#">3100 06 00</a>  | 10 14.5 11.5 629 0.002                         |
|   |   | 8 <a href="#">3100 08 00</a>  | 13 15 15 794 0.002                             |
|   |   | 10 <a href="#">3100 10 00</a>   | 15.5 19.5 17 930 0.005                         |
|   |   | 12 <a href="#">3100 12 00</a>   | 19.5 21 19.5 1038 0.010                        |
| 50 cartridges per Carstick®   |   |          |  |

## 3100 Carstick® Cartridge


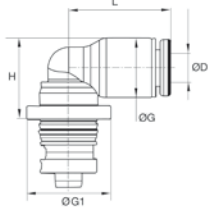

Inch

|   |   |   |  |
|---|---|---|--|
|  | Nickel-plated brass, NBR<br> | <b>ØD</b>  | <b>G</b> <b>G1</b> <b>H</b> <b>L</b> <b>kg</b> |
|   |   | 1/8 <a href="#">3100 53 00 99</a>   | 7 10 9 508 0.002                               |
|   |   | 1/4 <a href="#">3100 56 00 99</a>   | 10.5 14.5 12 600 0.003                         |
|   |   | 3/8 <a href="#">3100 60 00 99</a>   | 15.5 19 16.5 930 0.006                         |
| 50 cartridges per Carstick®<br>5/32" (4 mm) and 5/16" (8 mm) also available       |   |          |  |


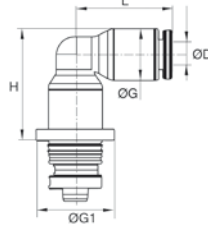

## 3086 Quick Fitting Reducer



|   |   |   |   |
|---|---|---|---|
|  | Nickel-plated brass, NBR<br> | <b>ØD</b>  | <b>Cavity</b> <b>G</b> <b>H</b> <b>kg</b> |
|   |   | 4 <a href="#">3086 04 06</a>  | 6 12.5 7 0.005                            |
|   |   | 6 <a href="#">3086 06 08</a>  | 8 14 7.5 0.008                            |
| Available on request  |   |   |   |

## 3089 Quick Fitting Elbow

|   |  |   |  |
|---|--|---|--|
|  | Technical polymer, nickel-plated brass, NBR<br> | <b>ØD</b>  | <b>Cavity</b> <b>G</b> <b>G1</b> <b>H</b> <b>L</b> <b>kg</b> |
|   |  | 4 <a href="#">3089 04 04</a>  | 4 9 12.5 11.5 15 0.004                                       |
|   |  | <a href="#">3089 04 06</a>  | 6 9 12.5 11.5 15 0.005                                       |
|   |  | 6 <a href="#">3089 06 04</a>  | 4 11 12.5 14 17 0.004  |
|   |  | <a href="#">3089 06 06</a>  | 6 11 12.5 12.5 17 0.006                                      |
|   |  | <a href="#">3089 06 08</a>  | 8 11 14.5 13 17 0.010  |
|   |  | 8 <a href="#">3089 08 08</a>  | 8 13.5 14.5 16 23 0.011                                      |
|   |  | <a href="#">3089 08 10</a>  | 10 13.5 19 16 23 0.021                                       |
|   |  | 10 <a href="#">3089 10 10</a>   | 10 16 19 19 26.5 0.017                                       |
|   |  | <a href="#">3089 10 12</a>  | 12 16 20 19 26.5 0.028                                       |
|   |  | 12 <a href="#">3089 12 12</a>   | 12 19 20 22 31 0.030   |

## 3082 Quick Fitting Extended Elbow

|   |  |   |  |  |  |
|---|--|---|--|--|--|
|  | Technical polymer, nickel-plated brass, NBR<br> | <b>ØD</b>  | <b>Cavity</b> <b>G</b> <b>G1</b> <b>H</b> <b>L</b> <b>kg</b> |  |  |
|   |  | 4 <a href="#">3082 04 04</a>  | 4 9 12.5 16 15 0.006   |  |  |
|   |  | <a href="#">3082 04 06</a>  | 6 9 12.5 15 15 0.009   |  |  |
|   |  | 6 <a href="#">3082 06 06</a>  | 6 9 12.5 23 19 0.010   |  |  |
|   |  | <a href="#">3082 06 08</a>  | 8 10.5 14 29 18.5 0.014                                      |  |  |
|   |  | 8 <a href="#">3082 08 08</a>  | 8 13.5 17 29.5 22.5 0.021                                    |  |  |
|   |  | <a href="#">3082 08 10</a>  | 10 13.5 19 29 23 0.025                                       |  |  |
|   |  | 10 <a href="#">3082 10 10</a>   | 10 16 20 33 26 0.029   |  |  |
|   |  | <a href="#">3082 10 12</a>  | 12 16 20 33 26 0.040   |  |  |
|   |  | 12 <a href="#">3082 12 12</a>   | 12 19 23 39 31 0.056   |  |  |
|   |  | Available on request  |  |  |  |

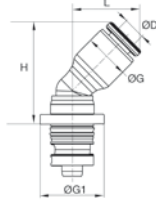


# Polymer Cartridges for Compressed Air

## 3081 Quick Fitting 45° Elbow



Technical polymer, nickel-plated brass, NBR



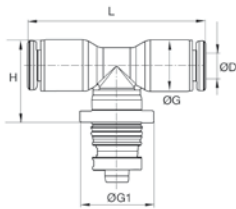
| ØD |                            | Cavity | G    | G1   | H    | L    | kg    |
|----|----------------------------|--------|------|------|------|------|-------|
| 4  | <a href="#">3081 04 04</a> | 4      | 9    | 12.5 | 19   | 13   | 0.004 |
| 6  | <a href="#">3081 06 06</a> | 6      | 11   | 12.5 | 22   | 14.5 | 0.006 |
| 8  | <a href="#">3081 08 08</a> | 8      | 13.5 | 14.5 | 26   | 19   | 0.011 |
| 10 | <a href="#">3081 10 10</a> | 10     | 16   | 19   | 30   | 22   | 0.017 |
| 12 | <a href="#">3081 12 12</a> | 12     | 19   | 20   | 35.5 | 26   | 0.031 |

Available on request

## 3088 Quick Fitting Tee

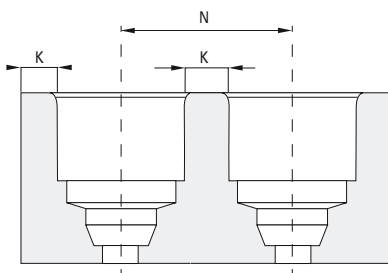
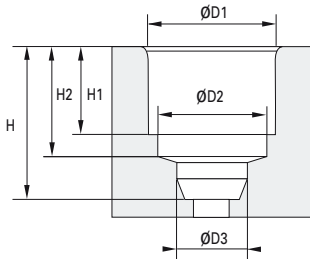


Technical polymer, nickel-plated brass, NBR



| ØD |                            | Cavity | G    | G1   | H    | L    | kg    |
|----|----------------------------|--------|------|------|------|------|-------|
| 4  | <a href="#">3088 04 04</a> | 4      | 9    | 12.5 | 14   | 30   | 0.005 |
|    | <a href="#">3088 04 06</a> | 6      | 8.6  | 12.5 | 12.5 | 29.5 | 0.006 |
| 6  | <a href="#">3088 06 06</a> | 6      | 11   | 12.5 | 14.5 | 34   | 0.007 |
|    | <a href="#">3088 06 08</a> | 8      | 10.6 | 14.5 | 15   | 33.5 | 0.011 |
| 8  | <a href="#">3088 08 08</a> | 8      | 14   | 14.5 | 19   | 46   | 0.013 |
|    | <a href="#">3088 08 10</a> | 10     | 14   | 19   | 19   | 46   | 0.023 |
| 10 | <a href="#">3088 10 10</a> | 10     | 16   | 19   | 21   | 53   | 0.020 |
|    | <a href="#">3088 10 12</a> | 12     | 16   | 20   | 21   | 53   | 0.031 |
| 12 | <a href="#">3088 12 12</a> | 12     | 19   | 20   | 24   | 61   | 0.035 |

## Cavity Dimensions



### Carstick® et Quick Fitting

Metric

| Cavity | ØD3   | H    | H1   | H2    |
|--------|-------|------|------|-------|
| 4      | 4.1   | 10   | 6    | 8.15  |
| 6      | 6.1   | 12   | 7.5  | 9.65  |
| 8      | 8.15  | 15.5 | 9.9  | 12.45 |
| 10     | 10.25 | 19   | 11.7 | 14.35 |
| 12     | 12.17 | 22   | 13.9 | 16.75 |

### Carstick®

Inch

| Cavity | ØD3  | H     | H1   | H2   |
|--------|------|-------|------|------|
| 1/8    | 3.25 | 7.45  | 5.3  | 9.5  |
| 5/32*  | 4.1  | 8.15  | 6    | 10   |
| 1/4    | 6.45 | 10.15 | 8    | 12.5 |
| 5/16*  | 8.15 | 12.45 | 9.9  | 15.5 |
| 3/8    | 9.65 | 14.35 | 11.7 | 19   |

### Polyamide Cavity

| Cavity | ØD1   | ØD2   | N*   | N**  | K   |
|--------|-------|-------|------|------|-----|
| 4      | 8.25  | 7.05  | 9.8  | 12.3 | 1.5 |
| 6      | 10.2  | 9.15  | 12.2 | 12.3 | 2   |
| 8      | 12.15 | 10.85 | 14.2 | 14.3 | 2   |
| 10     | 14.8  | 13.2  | 16.8 | 19   | 2   |
| 12     | 17.5  | 15.5  | 20   | 20.2 | 2.5 |

| Cavity | ØD1   | ØD2   | N    | K   |
|--------|-------|-------|------|-----|
| 1/8    | 7.05  | 6.02  | 8.6  | 1.5 |
| 5/32*  | 8.25  | 7.05  | 9.75 | 1.5 |
| 1/4    | 10.55 | 9.35  | 12.6 | 2   |
| 5/16*  | 12.15 | 10.85 | 14.2 | 2   |
| 3/8    | 14.8  | 13.1  | 16.8 | 2   |

### Aluminium Cavity

| Cavity | ØD1   | ØD2   | N*   | N**  | K*  | K** |
|--------|-------|-------|------|------|-----|-----|
| 4      | 8.25  | 7.5   | 11.5 | 12.3 | 3   | 1.5 |
| 6      | 10.3  | 9.15  | 13.5 | 12.3 | 3   | 2   |
| 8      | 12.2  | 10.85 | 15.2 | 15.2 | 3   | 2   |
| 10     | 15.05 | 13.2  | 17.1 | 19   | 2   | 2   |
| 12     | 17.65 | 15.5  | 20   | 20.2 | 2.5 | 2.5 |

| Cavity | ØD1   | ØD2   | N     | K   |
|--------|-------|-------|-------|-----|
| 1/8    | 7.1   | 6.2   | 8.6   | 1.5 |
| 5/32*  | 8.25  | 7.05  | 11.25 | 3   |
| 1/4    | 10.6  | 9.35  | 12.65 | 2   |
| 5/16*  | 12.2  | 10.85 | 15.2  | 3   |
| 3/8    | 15.05 | 13.1  | 17.1  | 2   |

### Brass Cavity

| Cavity | ØD1   | ØD2   | N*    | N**  | K*  | K** |
|--------|-------|-------|-------|------|-----|-----|
| 4      | 8.25  | 7.05  | 10.25 | 12.3 | 2   | 1.5 |
| 6      | 10.25 | 9.1   | 12.25 | 12.3 | 2   | 2   |
| 8      | 12.2  | 10.85 | 14.25 | 14.3 | 2   | 2   |
| 10     | 15.05 | 13.2  | 17.1  | 19   | 2   | 2   |
| 12     | 17.65 | 15.5  | 20    | 20.2 | 2.5 | 2.5 |

| Cavity | ØD1   | ØD2   | N     | K   |
|--------|-------|-------|-------|-----|
| 1/8    | 7.1   | 6.2   | 8.6   | 1.5 |
| 5/32*  | 8.25  | 7.05  | 10.25 | 2   |
| 1/4    | 10.6  | 9.35  | 12.65 | 2   |
| 5/16*  | 12.2  | 10.85 | 14.25 | 2   |
| 3/8    | 10.05 | 13.1  | 17.1  | 2   |



\*5/32" = 4 mm and 5/16" = 8 mm

Please consult us for detailed drawings of cavity dimensions and tolerances.

All our dimensions are in millimeters.


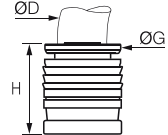
\*Carstick® / \*\*Quick Fitting






# Polymer Cartridges for Fluids and Gases

## 6300 LIQUIfit® Cartridge


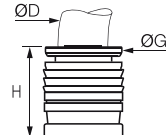



| ØD |                            | G    | G1   | H    | L    | kg    |
|----|----------------------------|------|------|------|------|-------|
| 4  | <a href="#">6300 04 00</a> | 8    | 11   | 10   | 554  | 0.002 |
| 6  | <a href="#">6300 06 00</a> | 10   | 14.5 | 11.5 | 629  | 0.002 |
| 8  | <a href="#">6300 08 00</a> | 13   | 15   | 15   | 794  | 0.003 |
| 10 | <a href="#">6300 10 00</a> | 15.5 | 19.5 | 17   | 930  | 0.005 |
| 12 | <a href="#">6300 12 00</a> | 18.5 | 21   | 19.5 | 1038 | 0.010 |

50 cartridges per Carstick®




## 6300 LIQUIfit® Cartridge

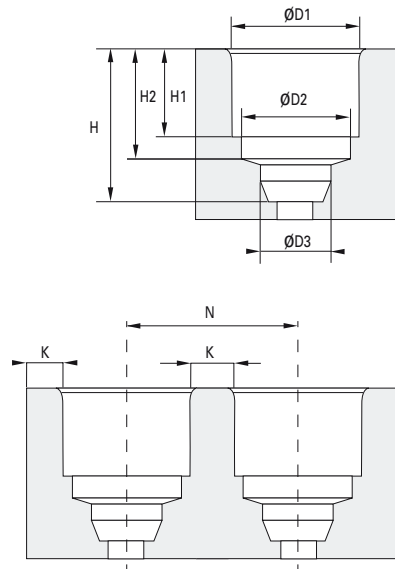



| ØD  |                            | G    | G1   | H    | L    | kg    |
|-----|----------------------------|------|------|------|------|-------|
| 1/4 | <a href="#">6300 56 00</a> | 10.5 | 14.5 | 12.5 | 600  | 0.002 |
| 3/8 | <a href="#">6300 60 00</a> | 15.5 | 19   | 17   | 930  | 0.005 |
| 1/2 | <a href="#">6300 62 00</a> | 22   | 25   | 23   | 1038 | 0.011 |

50 cartridges per Carstick®  
5/32" (4 mm) and 5/16" (8 mm) also available



## LIQUIfit® Cavity Dimensions



### LIQUIfit® Carstick®

Metric

| Cavity | ØD3   | H    | H1   | H2    |
|--------|-------|------|------|-------|
| 4      | 4.1   | 10   | 6    | 8.15  |
| 6      | 6.1   | 12   | 7.5  | 9.65  |
| 8      | 8.15  | 15.5 | 9.9  | 12.45 |
| 10     | 10.25 | 19   | 11.7 | 14.35 |
| 12     | 12.17 | 22   | 13.9 | 16.75 |

### LIQUIfit® Carstick®

Inch

| Cavity | ØD3  | H     | H1   | H2   |
|--------|------|-------|------|------|
| 1/8    | 3.25 | 7.45  | 5.3  | 9.5  |
| 5/32*  | 4.1  | 8.15  | 6    | 10   |
| 1/4    | 6.45 | 10.15 | 8    | 12.5 |
| 5/16*  | 8.15 | 12.45 | 9.9  | 15.5 |
| 3/8    | 9.65 | 14.35 | 11.7 | 19   |

### Polyamide Cavity

| Cavity | ØD1   | ØD2   | K    | N   |
|--------|-------|-------|------|-----|
| 4      | 8.25  | 7.05  | 9.8  | 1.5 |
| 6      | 10.2  | 9.15  | 12.2 | 2   |
| 8      | 12.15 | 10.85 | 14.2 | 2   |
| 10     | 14.8  | 13.2  | 16.8 | 2   |
| 12     | 17.5  | 15.5  | 20   | 2.5 |

| Cavity | ØD1   | ØD2   | K    | N   |
|--------|-------|-------|------|-----|
| 1/8    | 7.05  | 6.02  | 8.6  | 1.5 |
| 5/32*  | 8.25  | 7.05  | 9.75 | 1.5 |
| 1/4    | 10.55 | 9.35  | 12.6 | 2   |
| 5/16*  | 12.15 | 10.85 | 14.2 | 2   |
| 3/8    | 14.8  | 13.1  | 16.8 | 2   |

### Aluminium Cavity

| Cavity | ØD1   | ØD2   | K    | N   |
|--------|-------|-------|------|-----|
| 4      | 8.25  | 7.5   | 11.5 | 3   |
| 6      | 10.3  | 9.15  | 13.5 | 3   |
| 8      | 12.2  | 10.85 | 15.2 | 3   |
| 10     | 15.05 | 13.2  | 17.1 | 2   |
| 12     | 17.5  | 15.5  | 20   | 2.5 |

| Cavity | ØD1   | ØD2   | K     | N   |
|--------|-------|-------|-------|-----|
| 1/8    | 7.1   | 6.2   | 8.6   | 1.5 |
| 5/32*  | 8.25  | 7.05  | 11.25 | 3   |
| 1/4    | 10.6  | 9.35  | 12.65 | 2   |
| 5/16*  | 12.2  | 10.85 | 15.2  | 3   |
| 3/8    | 15.05 | 13.1  | 17.1  | 2   |

### Brass Cavity



| Cavity | ØD1   | ØD2   | K     | N   |
|--------|-------|-------|-------|-----|
| 4      | 8.25  | 7.05  | 10.25 | 2   |
| 6      | 10.25 | 9.1   | 12.25 | 2   |
| 8      | 12.2  | 10.85 | 14.25 | 2   |
| 10     | 15.05 | 13.2  | 17.1  | 2   |
| 12     | 17.65 | 15.5  | 20    | 2.5 |



| Cavity | ØD1   | ØD2   | K     | N   |
|--------|-------|-------|-------|-----|
| 1/8    | 7.1   | 6.2   | 8.6   | 1.5 |
| 5/32*  | 8.25  | 7.05  | 10.25 | 2   |
| 1/4    | 10.6  | 9.35  | 12.65 | 2   |
| 5/16*  | 12.2  | 10.85 | 14.25 | 2   |
| 3/8    | 10.05 | 13.1  | 17.1  | 2   |

\*5/32" = 4 mm and 5/16" = 8 mm

Please consult us for detailed drawings of cavity dimensions and tolerances.

All our dimensions are in millimeters.





# Metal Cartridges

For full **compatibility** with **many fluids** and severe conditions (**+150°C**), Parker Legris has developed two types of patented cartridges. Using our metal cartridges allows for **optimisation of installation configurations** and for the TL, the possibility of removal.

## Product Advantages

- LF Cartridges**
  - LF 3600** All the advantages of the LF 3600, LF 3800 and LF 3900 fittings applied to cartridge technology
  - LF 3800** All-metal product to provide the greatest mechanical strength and chemical resistance
  - LF 3900** Resistant at high temperatures (+150°C)  
Can be installed in either polymer or metal housings
- TL Cartridge** Possibility to have several tubing diameters in the same cavity  
Visible retention and sealing system, can be disassembled using the dedicated tool



- Robotics
  - Automotive Process
  - Pneumatics
  - Semi-Conductors
  - Refrigeration
  - Packaging
  - Vacuum
- Applications**



## Technical Characteristics

| LF Cartridges              |                                    | TL Cartridge               |  |
|----------------------------|------------------------------------|----------------------------|--|
| <b>Compatible Fluids</b>   | Fluids: see corresponding chapters | <b>Compatible Fluids</b>   | Compressed air   |
| <b>Working Pressure</b>    | Vacuum to 30 bar                   | <b>Working Pressure</b>    | 0.01 to 16 bar   |
| <b>Working Temperature</b> | -20°C to +150°C                    | <b>Working Temperature</b> | -25°C to +80°C   |
| <b>Component Materials</b> | See corresponding chapters         | <b>Component Materials</b> | Body: brass<br>Release button: technical polymer<br>Gripping ring: stainless steel<br>Seals: NBR |

### Regulations


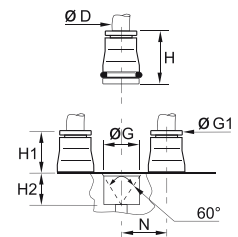

- LF 3600, LF 3800, LF 3900**
- DI: 97/23/CE (PED)
- RG: 21 CFR (FDA)
- RG: 1935/2004/CE (minimum flow 0.02 l/hr)
- DI: 2011/65/CE (RoHS)
- USDA NSF H1: grease
- ASTM B733-04: self-catalytic nickel coating
- DI: 94/9/CE (ATEX)
  
- TL**
- DI: 97/23/CE (PED)
- DI: 2011/65/CE (RoHS)

Reliable performance is dependent upon the type of fluid conveyed, component materials and tubing being used. Guaranteed for use with a vacuum of 755 mm Hg (99% vacuum).


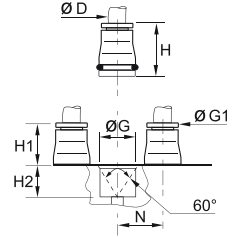




# Metal Cartridges for Fluids and Gases

## 3600 One-Piece Cartridge


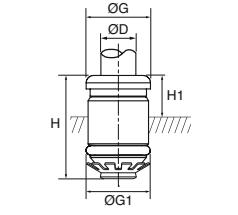

|   |  |           |   |          |           |          |           |           |          |           |
|---|--|-----------|---|----------|-----------|----------|-----------|-----------|----------|-----------|
|  | FDA chemical nickel-plated brass, FKM<br> | <b>ØD</b> |  | <b>G</b> | <b>G1</b> | <b>H</b> | <b>H1</b> | <b>H2</b> | <b>N</b> | <b>kg</b> |
|   |  | 4         | <a href="#">3600 04 00</a>  | 9.8      | 8         | 17       | 8.5       | 8.5       | 11       | 0.006     |
|   |  | 6         | <a href="#">3600 06 00</a>  | 12.1     | 10        | 19       | 10.5      | 8.5       | 13.5     | 0.009     |
|   |  | 8         | <a href="#">3600 08 00</a>  | 14.8     | 13        | 21       | 12.5      | 8.5       | 16       | 0.012     |
|   |  | 10        | <a href="#">3600 10 00</a>  | 17.5     | 15        | 24.5     | 14        | 10.5      | 20       | 0.019     |
|   |  | 12        | <a href="#">3600 12 00</a>  | 20       | 17        | 25       | 14.5      | 10.5      | 22.5     | 0.023     |
|   |  | 14        | <a href="#">3600 14 00</a>  | 22       | 20        | 28.5     | 16.5      | 12        | 25       | 0.031     |

## 3800/3900 One-Piece Cartridge

|   |  |           |   |   |          |           |          |           |           |          |           |
|---|--|-----------|---|---|----------|-----------|----------|-----------|-----------|----------|-----------|
|  | Stainless steel 316L, FKM<br> | <b>ØD</b> |  |  | <b>G</b> | <b>G1</b> | <b>H</b> | <b>H1</b> | <b>H2</b> | <b>N</b> | <b>kg</b> |
|   |  | 4         | <a href="#">3800 04 00</a>  | <a href="#">3900 04 00</a>  | 9.8      | 8         | 17       | 8.5       | 8.5       | 11       | 0.006     |
|   |  | 6         | <a href="#">3800 06 00</a>  | <a href="#">3900 06 00</a>  | 12.1     | 10        | 19       | 10.5      | 8.5       | 13.5     | 0.008     |
|   |  | 8         | <a href="#">3800 08 00</a>  | <a href="#">3900 08 00</a>  | 14.8     | 13        | 21       | 12.5      | 8.5       | 16       | 0.012     |
|   |  | 10        | <a href="#">3800 10 00</a>  | <a href="#">3900 10 00</a>  | 17.5     | 15        | 24.5     | 14        | 10.5      | 20       | 0.019     |
|   |  | 12        | <a href="#">3800 12 00</a>  | <a href="#">3900 12 00</a>  | 20       | 17        | 25       | 14.5      | 10.5      | 22.5     | 0.023     |


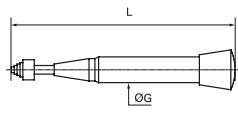

3800: collet in 303 stainless steel  
3900: collet in 316L stainless steel

## TL Cartridge

|   |   |           |               |   |          |           |          |           |            |           |
|---|---|-----------|---------------|---|----------|-----------|----------|-----------|------------|-----------|
|  | Brass, NBR<br> | <b>ØD</b> | <b>Cavity</b> |  | <b>G</b> | <b>G1</b> | <b>H</b> | <b>H1</b> | <b>H1*</b> | <b>kg</b> |
|   |   | 4         | 4             | <a href="#">FTL4</a>  | 8        | 8         | 14.5     | 4.5       | 7.5        | 0.003     |
|   |   | 4         | 6             | <a href="#">FTL4-6</a>  | 8        | 10        | 17       | 4.5       | 9.5        | 0.003     |
|   |   | 6         | 6             | <a href="#">FTL6</a>  | 10.5     | 10        | 17       | 4.5       | 9.5        | 0.004     |
|   |   | 4         | 8             | <a href="#">FTL8-4</a>  | 8        | 12        | 17.5     | 5         | 10.5       | 0.008     |
|   |   | 6         | 8             | <a href="#">FTL8-6</a>  | 10.5     | 12        | 18       | 5.5       | 11         | 0.008     |
|   |   | 8         | 8             | <a href="#">FTL8</a>  | 13.5     | 12        | 19       | 6.5       | 12         | 0.005     |

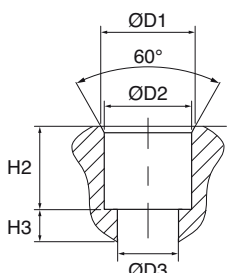
\*Can be mounted in a short hole with extremely close porting

## TLT Disconnection Tool

|   |   |   |          |          |           |
|---|---|---|----------|----------|-----------|
|  |  |  | <b>G</b> | <b>L</b> | <b>kg</b> |
|   |   | <a href="#">TLT</a>   | 28       | 156      | 0.235     |

Only for use with TL cartridges

## Cavity Dimensions



### TL Cartridge

| Cavity | ØD1 | ØD2 | ØD3 | H2   | H3  |
|--------|-----|-----|-----|------|-----|
| 4      | 9   | 8   | 5.5 | 9    | 1.5 |
| 6      | 11  | 10  | 8   | 11   | 1.5 |
| 8      | 13  | 12  | 8.5 | 11.5 | 1.5 |
| 4C*    | 9   | 8   | 5.5 | 6    | 1.5 |
| 6C*    | 11  | 10  | 8   | 6    | 1.5 |
| 8C*    | 13  | 12  | 8.5 | 6    | 1.5 |

\*Can be mounted in a short hole with extremely close porting

Cartridges and Customised Products