



# Inline Filters (F Series)

Catalog 4130-F  
July 2005



## Introduction

Parker F Series Inline Filters are designed for protection of instrumentation systems from undesirable materials. Component changes or repair and maintenance can admit dirt, chips, scale, or other contaminants to the small bore tubing.

## Features

- ▶ Compact inline design with large filtration area
- ▶ Stainless steel and brass construction
- ▶ Replaceable sintered 316 stainless steel filter element
- ▶ Standard sintered metal micron ratings: 1, 5, 10, 50, and 100
- ▶ Optional 250 and 450 micron wire cloth filter elements
- ▶ Port connections include male and female NPT, CPI™, A-LOK®, UltraSeal, VacuSeal, BSP, SAE, and Seal-Lok®
- ▶ Heat code traceability

## Materials of Construction

Item #	Part	Stainless Steel Filter	Brass Filter
1	Body	ASTM A 276, TYPE 316	ASTM B 16, Alloy C36000
2	Spring	316 Stainless Steel	
3	Filter Element	316 Stainless Steel	
4	Guide Ring	PTFE	
5	Seal*	Fluorocarbon Rubber*	
6	Cap	ASTM A 276, TYPE 316	ASTM B 16, Alloy C36000

\* Optional seal materials are available. See [How to Order section](#).  
Lubrication: Silicone Paste

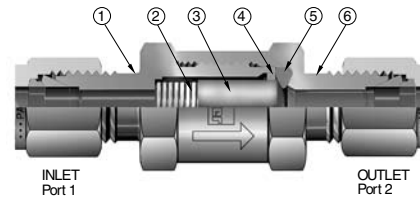
## Specifications

### Pressure Rating

316 SS - 1/8" to 3/4": .....6000 psig (414 bar) CWP  
 1": .....5000 psig (345 bar) CWP  
 All sizes with PTFE Seals: .....4000 psig (276 bar) CWP  
 Brass - 1/8" to 1": .....3000 psig (207 bar) CWP

### Temperature Rating

Fluorocarbon Rubber.....-15°F to +400°F (-26°C to +204°C)  
 Buna-N Rubber.....-30°F to +275°F (-34°C to +135°C)  
 Ethylene Propylene Rubber  
 .....-70°F to +275°F (-57°C to +135°C)  
 Neoprene Rubber.....-45°F to +250°F (-43°C to +121°C)  
 PTFE .....-65°F to +400°F (-54°C to +204°C)  
 Highly Fluorinated Fluorocarbon Rubber  
 .....-15°F to +200°F (-26°C to +93°C)



Model shown: 4A-F4L-50-SS

Note: Flow direction reversed with wire mesh elements.

## Flow Calculations with 100 psig (7 bar) Inlet Pressure

Pressure Drop ΔP	F2L		F4L		F6L		F8L		F12L		F16L	
	Water gpm at 60°F (16°C)	Air scfm at 60°F (16°C)	Water gpm at 60°F (16°C)	Air scfm at 60°F (16°C)	Water gpm at 60°F (16°C)	Air scfm at 60°F (16°C)	Water gpm at 60°F (16°C)	Air scfm at 60°F (16°C)	Water gpm at 60°F (16°C)	Air scfm at 60°F (16°C)	Water gpm at 60°F (16°C)	Air scfm at 60°F (16°C)
	<b>1 Micron</b>		<b>1 Micron</b>		<b>1 Micron</b>		<b>1 Micron</b>		<b>1 Micron</b>		<b>1 Micron</b>	
5	0.04	0.38	0.13	1.34	0.13	1.38	0.56	5.91	0.66	6.90	0.91	9.52
10	0.05	0.52	0.18	1.86	0.19	1.93	0.80	8.24	0.93	9.61	1.28	13.27
50	0.11	1.03	0.40	3.67	0.42	3.80	1.78	16.21	2.08	18.92	2.87	26.12
	<b>5 Micron</b>		<b>5 Micron</b>		<b>5 Micron</b>		<b>5 Micron</b>		<b>5 Micron</b>		<b>5 Micron</b>	
5	0.06	0.61	0.26	2.74	0.31	3.26	0.92	9.69	1.81	18.96	1.88	19.75
10	0.08	0.85	0.37	3.82	0.44	4.54	1.31	13.50	2.56	26.41	2.66	27.52
50	0.18	1.67	0.83	7.53	0.98	8.94	2.92	26.57	5.71	51.99	5.95	54.18
	<b>10 Micron</b>		<b>10 Micron</b>		<b>10 Micron</b>		<b>10 Micron</b>		<b>10 Micron</b>		<b>10 Micron</b>	
5	0.25	2.63	0.38	4.01	0.45	4.74	1.68	17.67	2.33	24.45	3.04	31.88
10	0.35	3.66	0.54	5.59	0.64	6.60	2.38	24.61	3.30	34.06	4.30	44.42
50	0.79	7.21	1.21	11.00	1.43	13.00	5.32	48.45	7.37	67.05	9.61	87.44
	<b>50 Micron</b>		<b>50 Micron</b>		<b>50 Micron</b>		<b>50 Micron</b>		<b>50 Micron</b>		<b>50 Micron</b>	
5	0.37	3.92	0.76	7.95	1.80	18.89	3.67	38.52	5.23	54.87	7.64	80.16
10	0.53	5.46	1.07	11.08	2.55	26.31	5.19	53.67	7.40	76.46	10.81	111.70
50	1.18	10.75	2.40	21.81	5.69	51.80	11.61	105.65	16.54	150.50	24.16	219.86
	<b>100 Micron</b>		<b>100 Micron</b>		<b>100 Micron</b>		<b>100 Micron</b>		<b>100 Micron</b>		<b>100 Micron</b>	
5	0.51	5.37	1.33	13.94	2.74	28.72	5.13	53.77	7.95	83.42	8.38	87.88
10	0.72	7.49	1.88	19.42	3.87	40.01	7.25	74.92	11.25	116.24	11.85	122.45
50	1.62	14.73	4.20	38.22	8.65	78.76	16.21	147.48	25.14	228.81	26.49	241.03
	<b>250 Micron</b>		<b>250 Micron</b>		<b>250 Micron</b>		<b>250 Micron</b>		<b>250 Micron</b>		<b>250 Micron</b>	
5	0.58	6.03	1.77	18.46	5.41	56.57	8.95	93.50	14.28	149.18	19.14	200.01
10	0.82	8.37	2.50	25.62	7.66	78.51	12.65	129.75	20.19	207.02	27.07	277.56
50	1.82	15.85	5.59	48.53	17.12	148.74	28.29	245.81	45.14	392.21	60.52	525.83
	<b>450 Micron</b>		<b>450 Micron</b>		<b>450 Micron</b>		<b>450 Micron</b>		<b>450 Micron</b>		<b>450 Micron</b>	
5	0.78	8.08	1.82	18.92	7.02	73.18	9.05	94.28	15.36	160.03	19.81	206.39
10	1.10	11.18	2.57	26.17	9.93	101.23	12.80	130.43	21.72	221.38	28.01	285.51
50	2.45	20.54	5.74	48.07	22.21	185.94	28.62	239.57	48.57	406.62	62.64	524.43

## Flow / Filtration Data

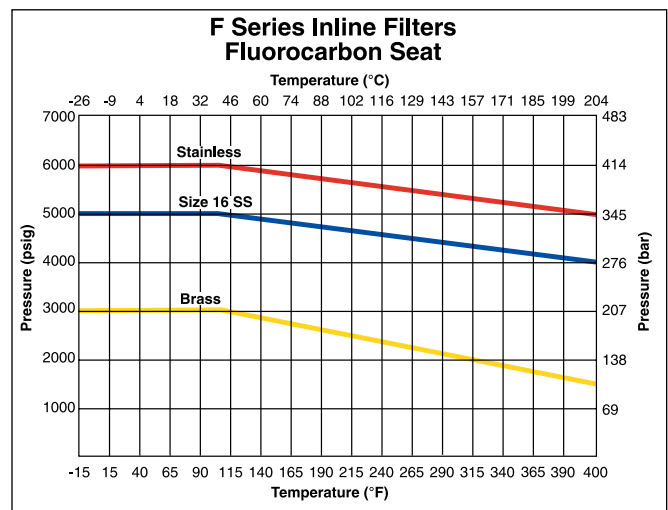
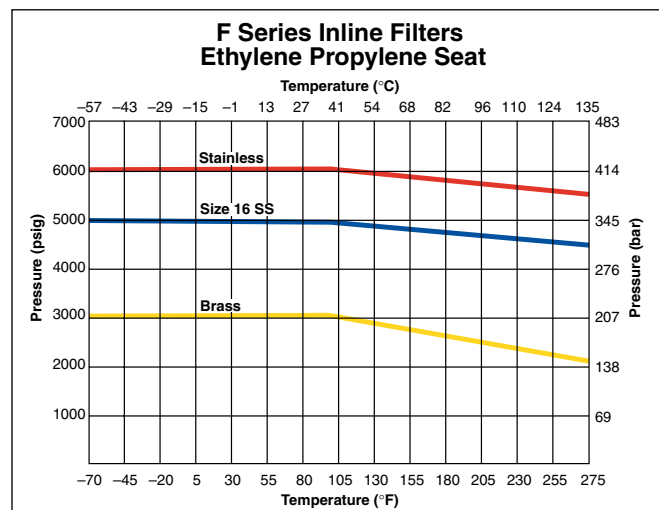
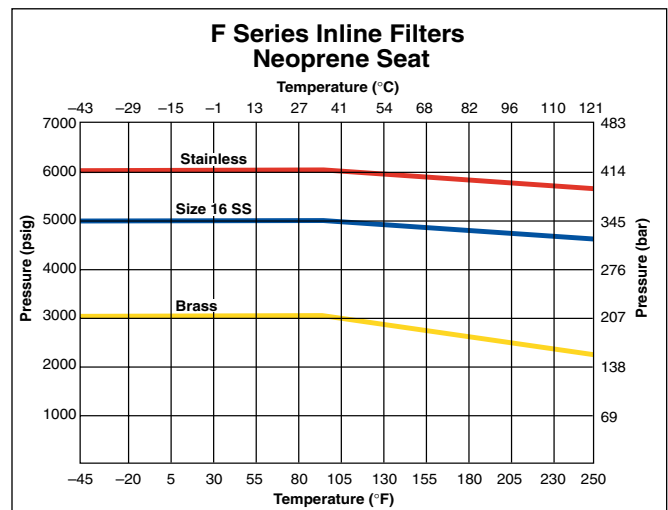
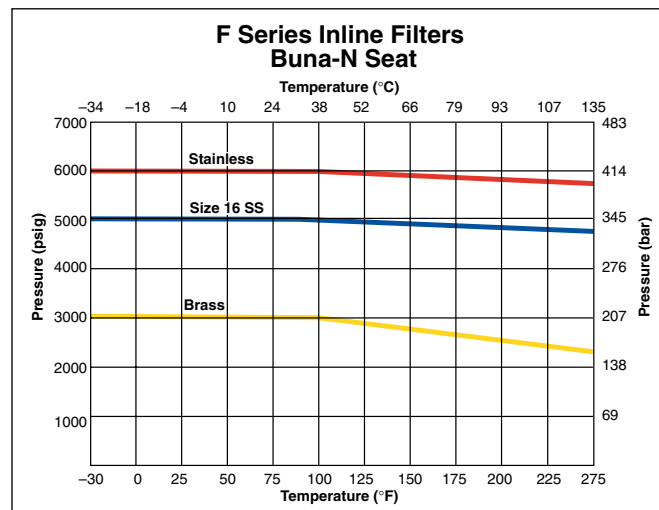
Filter Series	Effective Filtration Area		$C_v$ †						
			1 micron	5 micron	10 micron	50 micron	100 micron	250 Micron	450 Micron
	sq in	sq mm	Micron Range .5 to 3	Micron Range 5 to 10	Micron Range 10 to 20	Micron Range 40 to 50	Micron Range 100 to 150	Micron Range 225 to 275	Micron Range 400 to 500
F2L	0.39	252	0.016	0.026	0.112	0.167	0.229	0.258	0.347
F4L	0.70	452	0.057	0.117	0.171	0.339	0.594	0.790	0.812
F6L	1.57	1013	0.059	0.139	0.202	0.805	1.224	2.421	3.141
F8L	2.53	1632	0.252	0.413	0.753	1.642	2.292	4.001	4.047
F12L	3.77	2432	0.294	0.808	1.042	2.339	3.556	6.384	6.869
F16L	4.47	2884	0.406	0.842	1.359	3.417	3.746	8.559	8.859

† Tested in accordance with ISA S75.02. Gas flow will be choked when  $P_1 - P_2 / P_1 = x_T$ .  $x_T=1.0$  for micron sizes 1 through 100; 0.79 for the 250 micron size, and 0.68 for the 450 micron size.

## Maximum Pressure Differential Across Clean Filters at 70°F (21°C)

	1 micron	5 micron	10 micron	50 micron	100 micron	250 micron	450 micron
psig	2250	1950	1750	1150	1000	1000	1000
bar	155	134	120	79	69	69	69

## Pressure vs. Temperature



Note: To determine MPa, multiply bar by 0.1



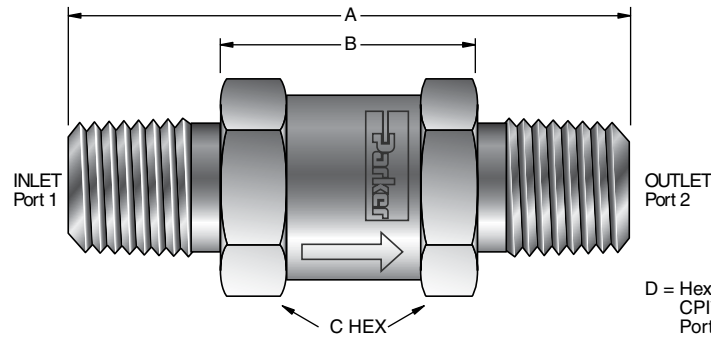
## Dimensions

Basic Part Number	End Connections		Dimensions							
	(Inlet)	(Outlet)	A†		B		C		D	
	Port 1	Port 2	Inch	mm	Inch	mm	Inch	mm	Inch	mm
2A-F2L	1/8" A-LOK® Compression	1/8" A-LOK® Compression	2.29	58.2	1.09	27.7	.625	15.9	.438	11.1
2F-F2L	1/8" Female NPT	1/8" Female NPT	1.86	47.2	—	—	.625	15.9	—	—
2F5-F2L	1/8" Male SAE	1/8" Male SAE	1.69	42.9	1.09	27.7	.625	15.9	—	—
2G5-F2L	1/8" Female SAE	1/8" Female SAE	1.86	47.2	—	—	.625	15.9	—	—
2KF-F2L	1/8" Female BSP/ISO Tapered	1/8" Female BSP/ISO Tapered	1.86	47.2	—	—	.625	15.9	—	—
2KM-F2L	1/8" Male BSP/ISO Tapered	1/8" Male BSP/ISO Tapered	1.77	45.0	1.00	25.4	.625	15.9	—	—
2M-F2L	1/8" Male NPT	1/8" Male NPT	1.77	45.0	1.01	25.7	.625	15.9	—	—
2TA-F2L	1/8" Tube Adapter	1/8" Tube Adapter	1.96	49.8	.88	22.4	.625	15.9	—	—
2Z-F2L	1/8" CPI™ Compression	1/8" CPI™ Compression	2.29	58.2	1.09	27.7	.625	15.9	.438	11.1
M3A-F2L	3mm A-LOK® Compression	3mm A-LOK® Compression	2.30	58.4	1.05	26.7	.625	15.9	.472	12.0
M3Z-F2L	3mm CPI™ Compression	3mm CPI™ Compression	2.30	58.4	1.05	26.7	.625	15.9	.472	12.0
2M2A-F2L	1/8" Male NPT	1/8" A-LOK® Compression	2.03	51.6	1.06	26.9	.625	15.9	.438	11.1
2M2F-F2L	1/8" Male NPT	1/8" Female NPT	1.82	46.2	1.44	36.6	.625	15.9	—	—
2M2Z-F2L	1/8" Male NPT	1/8" CPI™ Compression	2.03	51.6	1.06	26.9	.625	15.7	.438	11.1
2F-F4L	1/8" Female NPT	1/8" Female NPT	2.01	51.1	—	—	.750	19.1	—	—
2M-F4L	1/8" Male NPT	1/8" Male NPT	1.82	46.2	1.06	26.9	.750	19.1	—	—
4A-F4L	1/4" A-LOK® Compression	1/4" A-LOK® Compression	2.42	61.5	1.03	26.2	.750	19.1	.563	14.3
4F-F4L	1/4" Female NPT	1/4" Female NPT	2.40	61.0	—	—	.750	19.1	—	—
4F5-F4L	1/4" Male SAE	1/4" Male SAE	2.02	51.3	1.15	29.2	.750	19.1	—	—
4G5-F4L	1/4" Female SAE	1/4" Female SAE	2.20	55.9	—	—	.750	19.1	—	—
4KF-F4L	1/4" Female BSP/ISO Tapered	1/4" Female BSP/ISO Tapered	2.40	61.0	—	—	.750	19.1	—	—
4KM-F4L	1/4" Male BSP/ISO Tapered	1/4" Male BSP/ISO Tapered	2.18	55.4	1.06	26.9	.750	19.1	—	—
4L-F4L	1/4" Seal-Lok®	1/4" Seal-Lok®	1.82	46.2	1.05	26.7	.750	19.1	—	—
4M-F4L	1/4" Male NPT	1/4" Male NPT	2.18	55.4	1.04	26.4	.750	19.1	—	—
4Q-F4L	1/4" UltraSeal	1/4" UltraSeal	1.97	50.0	1.04	26.4	.750	19.1	—	—
4V-F4L	1/4" VacuSeal	1/4" VacuSeal	2.22	56.4	.98	24.9	.750	19.1	—	—
4TA-F4L	1/4" Tube Adapter	1/4" Tube Adapter	2.35	59.7	1.07	27.2	.750	19.1	—	—
4Z-F4L	1/4" CPI™ Compression	1/4" CPI™ Compression	2.42	61.5	1.03	26.2	.750	19.1	.563	14.3
6A-F4L	3/8" A-LOK® Compression	3/8" A-LOK® Compression	2.55	64.8	1.03	26.2	.750	19.1	.688	17.5
6Z-F4L	3/8" CPI™ Compression	3/8" CPI™ Compression	2.55	64.8	1.03	26.2	.750	19.1	.688	17.5
M6A-F4L	6mm A-LOK® Compression	6mm A-LOK® Compression	2.43	61.7	1.03	26.2	.750	19.1	.551	14.0
M6Z-F4L	6mm CPI™ Compression	6mm CPI™ Compression	2.43	61.7	1.03	26.2	.750	19.1	.551	14.0
4M4A-F4L	1/4" Male NPT	1/4" A-LOK® Compression	2.31	58.7	1.04	26.4	.750	19.1	.563	14.3
4M4F-F4L	1/4" Male NPT	1/4" Female NPT	2.29	58.2	1.72	43.7	.750	19.1	—	—
4M4Z-F4L	1/4" Male NPT	1/4" CPI™ Compression	2.32	58.9	1.05	26.7	.750	19.1	.563	14.3
4M6A-F4L	1/4" Male NPT	3/8" A-LOK® Compression	2.38	60.5	1.05	26.7	.750	19.1	.688	17.5
4M6Z-F4L	1/4" Male NPT	3/8" CPI™ Compression	2.38	60.5	1.05	26.7	.750	19.1	.688	17.5
6A-F6L	3/8" A-LOK® Compression	3/8" A-LOK® Compression	3.27	83.1	1.75	44.5	1.000	25.4	.688	17.5
6F-F6L	3/8" Female NPT	3/8" Female NPT	3.03	77.0	—	—	1.000	25.4	—	—
6F5-F6L	3/8" Male SAE	3/8" Male SAE	2.71	68.8	1.76	44.7	1.000	25.4	—	—
6G5-F6L	3/8" Female SAE	3/8" Female SAE	2.96	75.2	—	—	1.000	25.4	—	—
6KF-F6L	3/8" Female BSP/ISO Tapered	3/8" Female BSP/ISO Tapered	3.03	77.0	—	—	1.000	25.4	—	—
6KM-F6L	3/8" Male BSP/ISO Tapered	3/8" Male BSP/ISO Tapered	2.96	75.2	1.84	46.7	1.000	25.4	—	—
6L-F6L	3/8" Seal-Lok®	3/8" Seal-Lok®	2.65	67.3	1.77	45.0	1.000	25.4	—	—
6M-F6L	3/8" Male NPT	3/8" Male NPT	2.96	75.2	1.82	46.2	1.000	25.4	—	—
6Q-F6L	3/8" UltraSeal	3/8" UltraSeal	2.75	69.8	1.80	45.7	1.000	25.4	—	—
6V-F6L	3/8" VacuSeal	3/8" VacuSeal	3.56	90.4	2.05	52.1	1.000	25.4	—	—
6TA-F6L	3/8" Tube Adapter	3/8" Tube Adapter	3.24	82.3	1.80	45.7	1.000	25.4	—	—
6Z-F6L	3/8" CPI™ Compression	3/8" CPI™ Compression	3.27	83.1	1.75	44.5	1.000	25.4	.688	17.5
8A-F6L	1/2" A-LOK® Compression	1/2" A-LOK® Compression	3.55	90.2	1.81	46.0	1.000	25.4	.875	22.2
8Z-F6L	1/2" CPI™ Compression	1/2" CPI™ Compression	3.55	90.2	1.81	46.0	1.000	25.4	.875	22.2
M8A-F6L	8mm A-LOK® Compression	8mm A-LOK® Compression	3.33	84.6	1.87	47.5	1.000	25.4	.630	16.0
M8Z-F6L	8mm CPI™ Compression	8mm CPI™ Compression	3.33	84.6	1.87	47.5	1.000	25.4	.630	16.0
M10A-F6L	10mm A-LOK® Compression	10mm A-LOK® Compression	3.35	85.1	1.81	46.0	1.000	25.4	.748	19.0
M10Z-F6L	10mm CPI™ Compression	10mm CPI™ Compression	3.35	85.1	1.81	46.0	1.000	25.4	.748	19.0
6M6A-F6L	3/8" Male NPT	3/8" A-LOK® Compression	3.14	79.8	1.81	46.0	1.000	25.4	.688	17.5
6M6F-F6L	3/8" Male NPT	3/8" Female NPT	3.04	77.2	2.47	62.7	1.000	25.4	—	—
6M6Z-F6L	3/8" Male NPT	3/8" CPI™ Compression	3.14	79.8	1.81	46.0	1.000	25.4	.688	17.5
6M8A-F6L	3/8" Male NPT	1/2" A-LOK® Compression	3.25	82.6	1.81	46.0	1.000	25.4	.875	22.2
6M8Z-F6L	3/8" Male NPT	1/2" CPI™ Compression	3.25	82.6	1.81	46.0	1.000	25.4	.875	22.2

Note: Optional wire cloth filter elements may slightly alter dimensions A and B on filters with combination end connections.

†For CPI™ and A-LOK®: Dimensions are measured with nuts in the finger tight position.





D = Hex Diameter of Nuts on  
CPI™ and A-LOK® Compression  
Ported Valves

Model shown: 4M-F4L-100-BN-SS

## Dimensions (continued)

Basic Part Number	End Connections		Dimensions							
	(Inlet) Port 1	(Outlet) Port 2	A†		B		C		D	
			Inch	mm	Inch	mm	Inch	mm	Inch	mm
8A-F8L	1/2" A-LOK® Compression	1/2" A-LOK® Compression	4.08	103.6	2.34	59.4	1.250	31.8	.875	22.2
8F-F8L	1/2" Female NPT	1/2" Female NPT	3.56	90.4	-	-	1.250	31.8	-	-
8F5-F8L	1/2" Male SAE	1/2" Male SAE	3.45	87.6	2.34	59.4	1.250	31.8	-	-
8G5-F8L	1/2" Female SAE	1/2" Female SAE	3.56	90.4	-	-	1.250	31.8	-	-
8KF-F8L	1/2" Female BSP/ISO Tapered	1/2" Female BSP/ISO Tapered	3.56	90.4	-	-	1.250	31.8	-	-
8KM-F8L	1/2" Male BSP/ISO Tapered	1/2" Male BSP/ISO Tapered	3.56	90.4	2.06	52.3	1.250	31.8	-	-
8L-F8L	1/2" Seal-Lok®	1/2" Seal-Lok®	3.22	81.8	2.21	56.1	1.250	31.8	-	-
8M-F8L	1/2" Male NPT	1/2" Male NPT	3.56	90.4	2.05	52.1	1.250	31.8	-	-
8Q-F8L	1/2" UltraSeal	1/2" UltraSeal	3.28	83.3	2.33	59.2	1.250	31.8	-	-
8TA-F8L	1/2" Tube Adapter	1/2" Tube Adapter	3.75	95.3	1.78	45.2	1.250	31.8	-	-
8V-F8L	1/2" VacuSeal	1/2" VacuSeal	3.56	90.4	2.05	52.1	1.250	31.8	-	-
8Z-F8L	1/2" CPI™ Compression	1/2" CPI™ Compression	4.08	103.6	2.34	59.4	1.250	31.8	.875	22.2
M12A-F8L	12mm A-LOK® Compression	12mm A-LOK® Compression	4.06	103.1	2.34	59.4	1.250	31.8	.866	22.0
M12Z-F8L	12mm CPI™ Compression	12mm CPI™ Compression	4.06	103.1	2.34	59.4	1.250	31.8	.866	22.0
8M8A-F8L	1/2" Male NPT	1/2" A-LOK® Compression	3.82	97.0	2.19	55.7	1.250	31.8	.875	22.2
8M8F-F8L	1/2" Male NPT	1/2" Female NPT	3.56	90.4	2.80	71.1	1.250	31.8	-	-
8M8Z-F8L	1/2" Male NPT	1/2" CPI™ Compression	3.82	97.0	2.19	55.7	1.250	31.8	.875	22.2
12A-F12L	3/4" A-LOK® Compression	3/4" A-LOK® Compression	4.34	110.2	2.60	66.0	1.375	34.9	1.125	28.6
12F-F12L	3/4" Female NPT	3/4" Female NPT	4.09	103.9	-	-	1.375	34.9	-	-
12F5-F12L	3/4" Male SAE	3/4" Male SAE	4.05	102.9	2.59	65.8	1.375	34.9	-	-
12G5-F12L	3/4" Female SAE	3/4" Female SAE	4.13	104.9	-	-	1.375	34.9	-	-
12KF-F12L	3/4" Female BSP/ISO Tapered	3/4" Female BSP/ISO Tapered	4.09	103.9	-	-	1.375	34.9	-	-
12KM-F12L	3/4" Male BSP/ISO Tapered	3/4" Male BSP/ISO Tapered	4.09	103.9	2.59	65.8	1.375	34.9	-	-
12L-F12L	3/4" Seal-Lok®	3/4" Seal-Lok®	3.78	96.0	2.44	62.0	1.375	34.9	-	-
12M-F12L	3/4" Male NPT	3/4" Male NPT	4.09	103.9	2.58	65.5	1.375	34.9	-	-
12Q-F12L	3/4" UltraSeal	3/4" UltraSeal	3.78	96.0	2.64	67.1	1.375	34.9	-	-
12TA-F12L	3/4" Tube Adapter	3/4" Tube Adapter	4.24	107.7	2.18	55.4	1.375	34.9	-	-
12V-F12L	3/4" VacuSeal	3/4" VacuSeal	4.64	117.9	2.64	67.1	1.375	34.9	-	-
12Z-F12L	3/4" CPI™ Compression	3/4" CPI™ Compression	4.34	110.2	2.60	66.0	1.375	34.9	1.125	28.6
M20A-F12L	20mm A-LOK® Compression	20mm A-LOK® Compression	4.32	109.7	2.56	65.0	1.375	34.9	1.260	32.0
M20Z-F12L	20mm CPI™ Compression	20mm CPI™ Compression	4.32	109.7	2.56	65.0	1.375	34.9	1.260	32.0
M22A-F12L	22mm A-LOK® Compression	22mm A-LOK® Compression	4.30	109.2	2.56	65.0	1.375	34.9	1.260	32.0
M22Z-F12L	22mm CPI™ Compression	22mm CPI™ Compression	4.30	109.2	2.56	65.0	1.375	34.9	1.260	32.0
12M12A-F12L	3/4" Male NPT	3/4" A-LOK® Compression	4.22	107.2	2.59	65.8	1.375	34.9	1.125	28.6
12M12F-F12L	3/4" Male NPT	3/4" Female NPT	4.09	103.9	3.34	84.8	1.375	34.9	-	-
12M12Z-F12L	3/4" Male NPT	3/4" CPI™ Compression	4.22	107.2	2.59	65.8	1.375	34.9	1.125	28.6
16A-F16L	1" A-LOK® Compression	1" A-LOK® Compression	4.63	117.6	2.53	64.3	1.625	41.3	1.500	38.1
16F-F16L	1" Female NPT	1" Female NPT	4.84	122.9	-	-	1.625	41.3	-	-
16F5-F16L	1" Male SAE	1" Male SAE	4.10	104.1	2.64	67.1	1.625	41.3	-	-
16G5-F16L	1" Female SAE	1" Female SAE	4.84	122.9	-	-	1.625	41.3	-	-
16KF-F16L	1" Female BSP/ISO Tapered	1" Female BSP/ISO Tapered	4.84	122.9	-	-	1.625	41.3	-	-
16KM-F16L	1" Male BSP/ISO Tapered	1" Male BSP/ISO Tapered	4.52	114.8	2.64	67.1	1.625	41.3	-	-
16M-F16L	1" Male NPT	1" Male NPT	4.52	114.8	2.63	66.8	1.625	41.3	-	-
16L-F16L	1" Seal-Lok®	1" Seal-Lok®	3.83	97.3	2.45	62.2	1.625	41.3	-	-
16TA-F16L	1" Tube Adapter	1" Tube Adapter	5.11	129.8	2.52	64.0	1.625	41.3	-	-
16Z-F16L	1" CPI™ Compression	1" CPI™ Compression	4.63	117.6	2.53	64.3	1.625	41.3	1.500	38.1
M25A-F16L	25mm A-LOK® Compression	25mm A-LOK® Compression	4.74	120.4	2.64	67.1	1.625	41.3	1.496	38.0
M25Z-F16L	25mm CPI™ Compression	25mm CPI™ Compression	4.74	120.4	2.64	67.1	1.625	41.3	1.496	38.0
16M16A-F16L	1" Male NPT	1" A-LOK® Compression	4.57	116.1	2.58	65.5	1.625	41.3	1.500	38.1
16M16F-F16L	1" Male NPT	1" Female NPT	4.69	119.1	3.74	95.0	1.625	41.3	-	-
16M16Z-F16L	1" Male NPT	1" CPI™ Compression	4.57	116.1	2.58	65.5	1.625	41.3	1.500	38.1

## How to Order

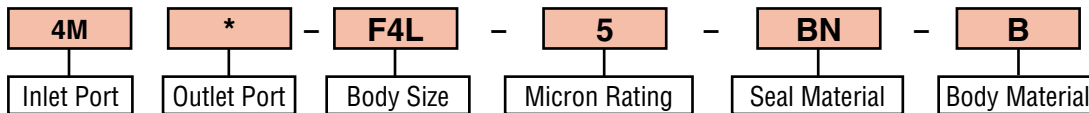
The correct part number is easily derived from the following sequence. The six product characteristics required are coded as shown below.

**\*Note:** If the inlet and outlet ports are the same, eliminate the outlet port designator.

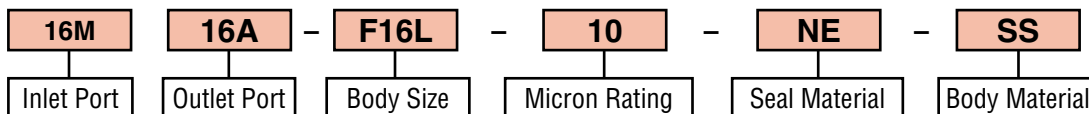
Inlet Port	Outlet Port	Body Size	Micron Rating	Seal Material	Body Material
2A, 2F, 2F5, 2G5, 2KF, 2KM, 2M, 2TA, 2Z, M3A, M3Z	2A, 2F, 2F5, 2G5, 2KF, 2KM, 2M, 2TA, 2Z, M3A, M3Z	F2L	1 micron	<b>Blank</b> - Fluorocarbon Rubber <b>BN</b> - Buna-N Rubber <b>EPR</b> - Ethylene Propylene Rubber <b>NE</b> - Neoprene Rubber <b>*T</b> - PTFE <b>KZ</b> - Highly Fluorinated Fluorocarbon Rubber	<b>B</b> - Brass  <b>SS</b> - 316 Stainless Steel
4A, 4F, 4F5, 4G5, 4KF, 4KM, 4L, 4M, 4Q, 4TA, 4V, 4Z, M6A, M6Z	4A, 4F, 4F5, 4G5, 4KF, 4KM, 4L, 4M, 4Q, 4TA, 4V, 4Z, M6A, M6Z	F4L	5 micron		
6A, 6F, 6F5, 6G5, 6KF, 6KM, 6L, 6M, 6Q, 6TA, 6V, 6Z, M8A, M8Z, M10A, M10Z	6A, 6F, 6F5, 6G5, 6KF, 6KM, 6L, 6M, 6Q, 6TA, 6V, 6Z, M8A, M8Z, M10A, M10Z	F6L	10 micron		
8A, 8F, 8F5, 8G5, 8KF, 8KM, 8L, 8M, 8Q, 8TA, 8V, 8Z, M12A, M12Z	8A, 8F, 8F5, 8G5, 8KF, 8KM, 8L, 8M, 8Q, 8TA, 8V, 8Z, M12A, M12Z	F8L	50 micron		
12A, 12F, 12F5, 12G5, 12KF, 12KM, 12L, 12M, 12Q, 12TA, 12V, 12Z, M20A, M20Z, M22A, M22Z	12A, 12F, 12F5, 12G5, 12KF, 12KM, 12L, 12M, 12Q, 12TA, 12V, 12Z, M20A, M20Z, M22A, M22Z	F12L	100 micron		
16A, 16F, 16F5, 16G5, 16KF, 16KM, 16L, 16M, 16TA, 16Z, M25A, M25Z	16A, 16F, 16F5, 16G5, 16KF, 16KM, 16L, 16M, 16TA, 16Z, M25A, M25Z	F16L	250 micron		
			450 micron		

\* Only available with Stainless Steel filters.

## Examples:



Describes an F Series Inline Filter with 1/4" male NPT inlet and outlet ports, a 5 micron element, Buna-N seal and brass body construction.



Describes an F Series Inline Filter with a 1" male NPT inlet port and a 1" A-LOK® outlet port, a 10 micron element, neoprene seal and stainless steel body construction.

## Options

**Oxygen Cleaning** - Add the suffix **-C3** to the end of the part number to receive filters cleaned and assembled for oxygen service in accordance with Parker specification ES8003. **Example:** 4A-F4L-10-V-SS-C3

**Laser Weld** - Add the suffix **-LW** to the end of the part number to receive tamper-resistant stainless steel filters. **Example:** 2M-F2L-5-SS-LW

## Available End Connections

**A**-Two ferrule A-LOK® compression port



**M**-ANSI/ASME B1.20.1, External pipe threads



**TA**-Tube adapter connection



**L**-SAE J1453, Fitting – O-ring face seal – External thread with O-ring groove designed to seal with an elastomer against a sleeve



**Z**-Single ferrule CPI™ compression port



**Q**-UltraSeal face seal port



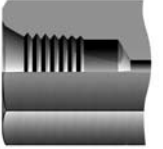
**F5**-SAE J1926/2, Part 2: Heavy-duty (S Series) stud ends



**KF**-British Standard BS 21 (ISO 7-1), Internal pipe threads



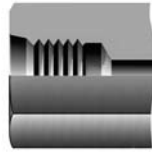
**F**-ANSI/ASME B1.20.1, Internal pipe threads



**V**-VacuSeal face seal port



**G5**-SAE J1926/1, Part 1: Threaded port with O-ring seal in truncated housing



**KM**-British Standard BS 21 (ISO 7-1), External pipe threads



## Kit Information

To order repair kits for the F Series Inline Filters simply fill in the designators from the chart below.

Size	Micron Rating	Seal Material
F2	1	<b>V</b> - Fluorocarbon Rubber
F4	5	<b>BN</b> - Buna-N Rubber
F6	10	<b>EPR</b> - Ethylene Propylene Rubber
F8	50	<b>NE</b> - Neoprene Rubber
F12	100	<b>T</b> - PTFE
F16	250	<b>KZ</b> - Highly Fluorinated Fluorocarbon Rubber
	450	

**Examples:** KIT-F8-10-V  
KIT-F16-100-BN



**Filter Kits Contain:** Molded Seal, Filter Element, Guide Ring, Spring and Maintenance Instructions

**Caution:** When interchanging sintered metal elements with wire cloth filter elements, the flow direction is reversed.

### ⚠ WARNING

FAILURE, IMPROPER SELECTION OR IMPROPER USE OF THE PRODUCTS AND/OR SYSTEMS DESCRIBED HEREIN OR RELATED ITEMS CAN CAUSE DEATH, PERSONAL INJURY AND PROPERTY DAMAGE.

This document and other information from Parker Hannifin Corporation, its subsidiaries and authorized distributors provide product and/or system options for further investigation by users having technical expertise. It is important that you analyze all aspects of your application and review the information concerning the product or system in the current product catalog. Due to the variety of operating conditions and applications for these products or systems, the user, through its own analysis and testing, is solely responsible for making the final selection of the products and systems and assuring that all performance, safety and warning requirements of the application are met.

The products described herein, including without limitation, product features, specifications, designs, availability and pricing, are subject to change by Parker Hannifin Corporation and its subsidiaries at any time without notice.

### Offer of Sale

The items described in this document are hereby offered for sale by Parker Hannifin Corporation, its subsidiaries or its authorized distributors. This offer and its acceptance are governed by the provisions stated in the "Offer of Sale" located in Catalog 4110-U Needle Valves (U Series).



**Parker Hannifin Corporation**  
Instrumentation Valve Division  
2651 Alabama Highway 21 North  
Jacksonville, AL 36265-9681  
USA  
Phone: (256) 435-2130  
Fax: (256) 435-7718  
[www.parker.com/ipdus](http://www.parker.com/ipdus)

**Parker Hannifin plc**  
Instrumentation Products Division  
Riverside Road  
Pottington Business Park  
Barnstaple, Devon EX31 1NP  
England  
Phone: +44 (0) 1271 313131  
Fax: +44 (0) 1271 373636  
Email: [ipd@parker.com](mailto:ipd@parker.com)  
[www.parker.com/ipd](http://www.parker.com/ipd)